

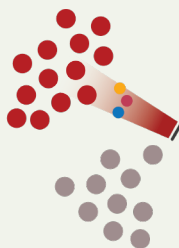
## CAMERA POINT OF VIEW (POV)



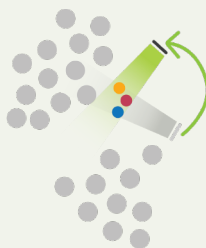
PHOTZY.COM

The camera point of view (POV) is the one choice that you can make that will separate you from every other travel photographer. Explore the scene. Tell a story. Find the best angle. Photo buyers don't care if your image came from a mobile phone. They want quality and a great story!

PRINT SIZE: A5  
14cm x 21cm /  
5.83" x 8.27"



A



B




Fantastic travel photographic moments don't last long, which is why we recommend developing your skills at working a scene and choosing a great POV over using attachment lenses. The intended subject here was the boy and the girl with the selfie stick. The image (A) isn't very strong due to all of the elements surrounding the subjects (highlighted in red). A few steps to the right (B) presented a much better POV. Interest and composition are now directly on the intended subjects. The photographer worked the scene, told a strong story, and found the best angle.



Another example when even small movements make a huge difference. Each camera POV tells a far different story.



## COMPOSITION RULES STILL APPLY



One of the easiest tools to use in mobile phone travel photography is to highlight a subject through the use of a frame. Spot your subject, and then look for something to frame it with.